



Drug-Free Communities (DFC) Support Program

Local Problems Require Local Solutions



Coalition Snapshot August 2025 IT TAKES A COMMUNITY DRUG AND ALCOHOL PREVENTION COALITION Award Number: 2683

<p>GRANT RECIPIENT:</p> <p>Address: 2111 GIRDLE ROAD City: ELMA State: NY</p> <p>COALITION:</p> <p>Address: 2111 GIRDLE ROAD City: ELMA Congressional District: 23 State: NY</p> <p>Contact Name: JOANNE GOELLNER Position: PROJECT COORDINATOR Phone Number: 716-652-3000 E-mail: JOGOELLNER@IROQUOISCS.D.ORG</p> <p>Current Award Year: 7 Year of First Award: 2018</p>	<p>Substances Focused On: Alcohol, Marijuana, Tobacco</p> <p>Community Context: Multiple School Districts, Multiple Schools, Multiple Towns, Suburban, Rural</p> <p>Grade Levels Focus: Elementary school (K-5), 6th grade, 7th grade, 8th grade, 9th grade, 10th grade, 11th grade, 12th grade</p> <p>Worked with a HIDTA: Yes Located in a HIDTA: Yes HIDTA Name: NEW YORK/NEW JERSEY</p> <p>Tribal Focus: No</p>
---	--

NOTE: Please contact DFC_Evaluators@icf.com with any questions. Most recent data reported here are based on the August 2025 progress report. Grant recipients self-report the congressional district the coalition is located in, whether they worked with a High Intensity Drug Trafficking Area (HIDTA), and whether they are located in or serving a tribal area. Being located in a HIDTA region is based on overlap between zip codes served and HIDTA counties in 2025.



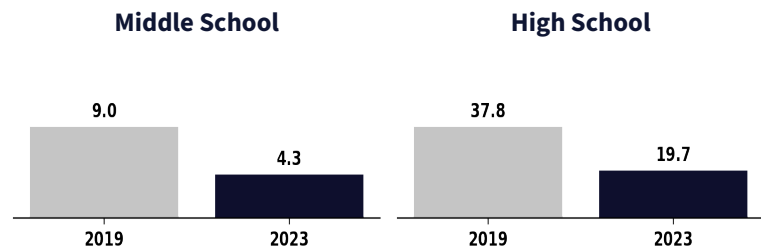
Drug-Free Communities (DFC) Support Program

Local Problems Require Local Solutions



Change in Past 30-Day Prevalence of Use by Grade Level

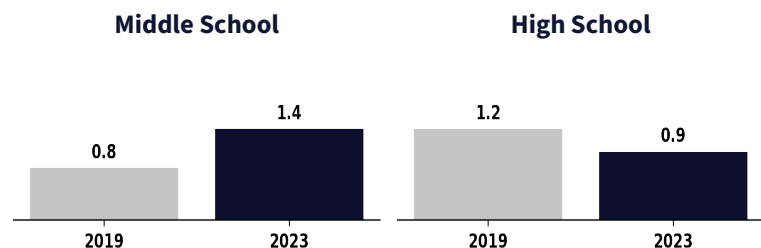
■ First Outcome ■ Most Recent Outcome



The percentage of middle school youth reporting past 30-day use of alcohol decreased at a rate of -4.7% from 9.0% in 2019 to 4.3% in 2023.

The percentage of high school youth reporting past 30-day use of alcohol decreased at a rate of -18.1% from 37.8% in 2019 to 19.7% in 2023.

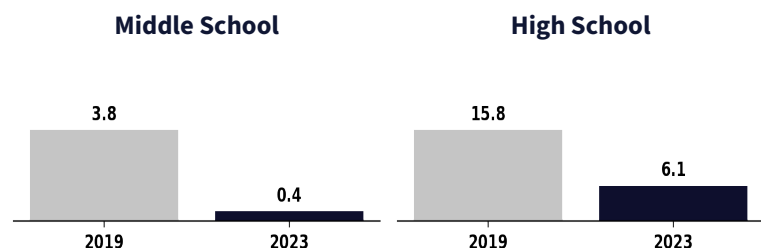
Alcohol



The percentage of middle school youth reporting past 30-day use of tobacco increased at a rate of 0.6% from 0.8% in 2019 to 1.4% in 2023.

The percentage of high school youth reporting past 30-day use of tobacco decreased at a rate of -0.3% from 1.2% in 2019 to 0.9% in 2023.

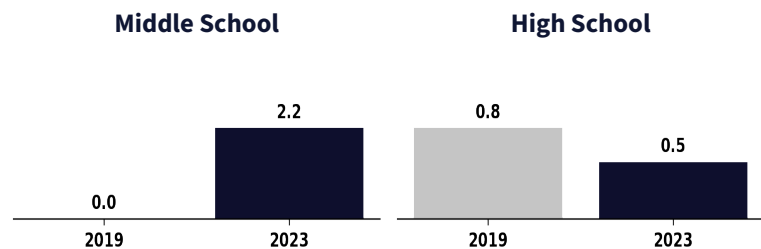
Tobacco



The percentage of middle school youth reporting past 30-day use of marijuana decreased at a rate of -3.4% from 3.8% in 2019 to 0.4% in 2023.

The percentage of high school youth reporting past 30-day use of marijuana decreased at a rate of -9.7% from 15.8% in 2019 to 6.1% in 2023.

Marijuana



The percentage of middle school youth reporting past 30-day use of prescription drugs increased at a rate of 2.2% from 0.0% in 2019 to 2.2% in 2023.

The percentage of high school youth reporting past 30-day use of prescription drugs decreased at a rate of -0.3% from 0.8% in 2019 to 0.5% in 2023.

Prescription Drugs

NOTE: Core measure data were collected from 2002 (or the start of the grant) through the most recent report. This snapshot presents descriptive information only; changes over time in individual core measures have not been tested for statistical significance and cannot be attributed to coalition efforts without local comparative evaluation. Results may reflect multiple influences, including external conditions and other substance use prevention efforts.



Drug-Free Communities (DFC) Support Program

Local Problems Require Local Solutions



Number of Activities by Strategy Type

Strategy Type	Activity	Number of Activities in Most Recent Progress Report	Total Number of Activities Reported to Date
Providing Support	Youth/Family Support Groups	0	0
	Youth/Family Community Involvement	0	31
	Youth Recreation Programs	0	10
	Youth Organizations	0	0
	Alternative Social Events	10	76
Providing Information	Information Dissemination	21	646
	Special Events	1	63
	Media Coverage	21	188
	Media Campaigns	21	157
	Informational Materials Produced	16	176
	Information on Coalition Website	10	215
	Social Networking	12	1857
	Direct Face-to-Face Information Sessions	8	168
Enhancing Skills	Sector Based Training	0	11
	Youth Education and Training	2	50
	Community Member Training	1	23
	EB Curriculum	2	2
	Parent Education and Training	0	24
	Signs of Drug Use Training	1	1
	Substance Use Stigma Training	0	0
	Teacher Training	0	17
Changing Physical Design	Safe Storage Solutions	3	8
	Identifying Physical Design Problems	0	12
	Improved Ease of Surveillance	0	0
	Improved Signage/Advertising by Suppliers	1	4
	Encourage Designation of Alcohol-Free and Tobacco-Free Zones	0	0
	Identify Problem Establishments	0	0
Cleanup and Beautification	1	2	

Strategy Type	Activity	Reported Engaging in Activity in Most Recent Report	Total Number of Progress Reports Activity Reported to Date
Changing Consequences	Publicizing Non-Compliance	0	0
	Strengthening Surveillance	0	4
	Strengthening Enforcement	0	6
	Recognition Programs	1	3
Changing Access/Barriers	Reducing Home and Social Access to Alcohol and Other Substances	1	9
	Increased Access to Substance Use Services	1	1
	Improve Support	0	0
	Improve Access to Prevention/Treatment/Recovery Services	1	1
	Improve Access to Overdose Prevention Materials	1	4

Strategy Type	Activity	Number of Policies in Most Recent Progress Report	Total Number of Policies Reported to Date
Educating and Informing about Modifying/Changing Policies	Drug-Free Workplaces	0	2
	Citizen Enabling/Liability	1	6
	Cost	0	0
	Drug-Free Schools	1	4
	Sales Restrictions	0	0
	Outlet Location/Density	0	0
	Supplier Promotion/Liability	0	4
	Treatment and Prevention	0	0
	Underage Use	0	4

NOTE: These tables summarize the strategies and activities your coalition reported during the most recent reporting period and across all progress reports to date. Because coalitions address local problems with local solutions, strategies and activities may change over time and some may not be used. Reviewing these data alongside your action plan may inform future revisions. Strategy data reflect information reported from 2012 (or the start of grant) through the most recent report. For Changing Access/Barriers, the last two activities reflect the number conducted; remaining activities indicate whether they occurred.